



FLUENCY



I can read accurately,
with expression, and
understand what I
read.

The more that you read,
The more things you will know.
The more that you learn,
The more places you'll go.
-Dr. Seuss

EarlyReading

December 2022

The Power of Reading!



Creating a love of reading in children is potentially one of the most powerful ways of improving academic standards in school.

There can be few better ways to improve pupils chances in school, or beyond in the wider world, than to enable them to become truly independent readers.



Why is reading important?

- It helps children to learn about the world in which they live.

- Children learn how language works.
- It is a key skill needed to progress in other subjects.
- Children develop a love of reading.
- Good writing starts with good reading.

Reading requires two skills:



Phonics and Word Recognition

The ability to recognise words presented in and out of context.

The ability to blend letter sounds (phonemes) together to read words.

Understanding the Concepts of Print.

Understanding


The ability to understand the meaning of the words and sentences in a text.

The ability to understand the ideas, information and themes in a text.

If a child understands what they hear, they will understand the same information when they read.

Reading Opportunities in School: (Word Recognition and Comprehension)

Story time



Phonics
Phonics
ee ur ow
wh y au

Reading to an adult



Small group reading
sessions



Reading Buddy




StoryTime Phonics

- At Valence we use StoryTime Phonics to support our children develop their early reading skills of decoding, through a systematic learning of phonics.
- The children learn to recognise letter shapes (graphemes) and the corresponding sound (phoneme). They also learn the corresponding capital letter and its letter name.
- Children then build on this phonic knowledge (including digraphs and trigraphs) to then blend the sounds together to read words (decode).

Let's meet the characters...


- **Beegu**
- Tricky Troll
- **Phonic Fairy**



How do we teach reading at school?

f	l	m	n	r	s	v	z	sh	th	ng		
ff	ll	mm	nn	rr	ss	ve	zz			nk		
ph	le		kn	wr	sc		se					
					ce		s					
b	c	d	g	h	j	p	qu	t	w	x	y	c
bb	ck	dd	gg		ge	pp		tt	wh			tch
a	e	i	o	u	ay	ee	igh	ow				
	ea				a-e	ea	i-e	o-e				
					a	e	i	oa				
					ai	y	y	o				
					aigh							
oo	oo	ar	or	air	ir	ou	oy	ire	ear	ure		
u-e			oor	are	ur	ow	oi					
ue			ore		er							
ew			aw									
			au									

Speed Sounds



Blending for reading and Segmenting for spelling

The correct pronunciation we use in phonics can be seen on a video shared on Reception's Clasdojo and on Year 1's Google Classroom.

Grapheme

Phoneme

Decodable

Tricky words


Alien/ Beegu words

How do we teach Reading at School?



We teach high frequency words:

I spy with my little eye, a word that begins with w.

What could it be?

100 High Frequency Words 				
the	was	that	what	not
and	you	with	there	then
a	they	all	out	were
to	on	we	this	go
said	she	can	have	little
in	is	are	went	as
he	for	up	be	no
I	at	had	like	mum
of	his	my	some	one
it	but	her	so	them

Knight Owl Teaching Resources



How do we teach reading at school?

We read quality texts, which expose children to rich vocabulary.



What is comprehension?

We encourage children to read for meaning.

Comprehension is the ability to understand something.

If your child can tell you about what they have read; it is clear that they are working towards good comprehension skills.

Reading at home with your child.

- We really appreciate the time that you spend at home reading with your child.
- Always try and sit with your child on your left when you read.
- Encourage your child to point to each word as it is read. If they are not sure of a word ask them to use their sounds to try and decode the word.
- Look at the pictures to give meaning to the words in the text, as this can help to support their understanding.
- Ask your child to retell the story to you, using the pictures if they want to.
- Ask questions to check their understanding of the story. The questions can be both retrieval and inference questions.

What to do if your child is stuck:

My Reading Prompts

 <p>Read from left to right.</p>	 <p>Get your mouth ready to say the first sound.</p>	 <p>Look for punctuation marks.</p>
 <p>Look for sight words.</p>	 <p>Look for key words.</p>	 <p>Look for small words inside big words.</p>
 <p>Read it again.</p>	 <p>Follow along with your finger.</p>	 <p>Look for chunks.</p>
 <p>Slide through the word.</p>	 <p>Skip hard words and then go back.</p>	

READ
and...

have FUN!

